60KA 2-Electrode Gas Arrester

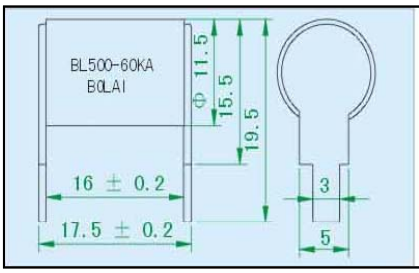

Type A1: with Leads(Φ11.5 x 17.5) **Type A1** **Type A2** **Type A3**

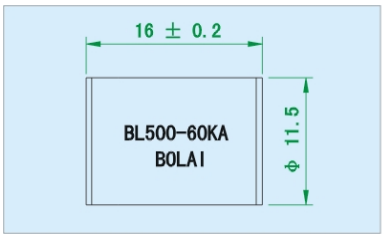

Type B: without leads (Φ11.5 x 16)

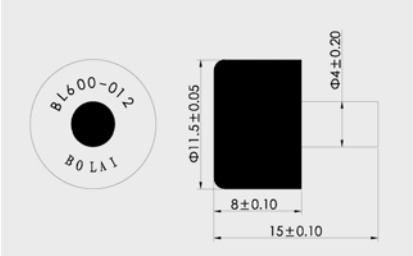

Type C1 **Type C2**

Type C: (Φ11.5 x 15) Imax 100KA for DIN Rail SPD between N - PE

Item#	Part Number										
	BL070-6	BL090-6	BL150-6	BL230-6	BL350-6	BL500-6	BL600-6	BL800-6	BL1000-6	BL1200-6	BL1500-6
DC spark-over voltage (V)	70±20%	90±20%	150±20%	230±20%	350±20%	500±20%	600±20%	800±20%	1000±20%	1200±20%	1500±20%
Impulse spark-over voltage at 1KV/μS (V)	＜600	＜700	＜700	＜800	＜800	＜1100	＜1200	＜1400	＜1800	＜2000	＜2500
Nominal impulse discharge current 8/20μS (KA)	60	60	60	60	60	60	60	60	60	60	60
Single impulse discharge current 8/20μS (KA)	80	80	80	80	80	80	80	80	80	80	80
Nominal impulse discharge current10/350μS (KA)	15	15	15	15	15	15	15	15	15	15	15
Single impulse discharge current 10/350μS (KA)	20	20	20	20	20	20	20	20	20	20	20
Nominal alternating discharge current (A)	60	60	60	60	60	60	60	60	60	60	60
Alternating discharge current (50Hz 9cycles) (A)	100	100	100	100	100	100	100	100	100	100	100
Insulation resistance at 250Vdc (MΩ)	＞10000	＞10000	＞10000	＞10000	＞10000	＞10000	＞10000	＞10000	＞10000	＞10000	＞10000
Capacitance at 1MHz (Pf)	＜20	＜20	＜20	＜20	＜20	＜20	＜20	＜20	＜20	＜20	＜20
Arc voltage at 1A (V)	~25	~25	~25	~25	~25	~25	~25	~25	~25	~25	~25